

Student's Name _____

Teacher # _____ Branch _____

STRINGS

CELLO 6

Perfect Score: 107

Number Incorrect: _____

Final Score: _____

Circle

Passing 75 Yes No

Convention Eligibility 86 Yes No

CERTIFICATE OF MERIT™

Musical Knowledge Examination

2009



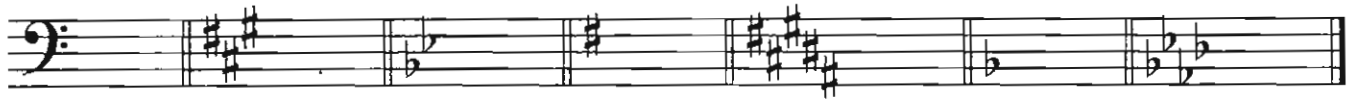
CELLO LEVEL SIX

Ear Training – Year 2

Copyright © 2009 Music Teachers' Association of California

1. Name the major keys for the following key signatures. The first one is given.

(6 points)



C Major ___ Major ___ Major ___ Major ___ Major ___ Major ___ Major

2. Name the minor keys for the following key signatures. The first one is given.

(6 points)

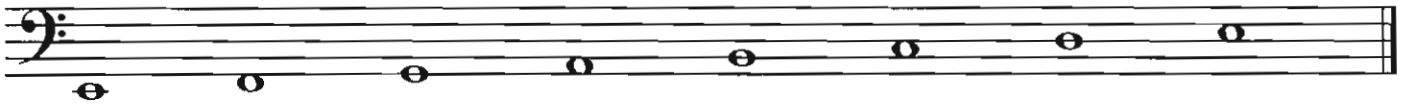


d minor ___ minor ___ minor ___ minor ___ minor ___ minor ___ minor


3. Complete the following scales by adding the necessary sharps or flats.

(10 points total, 2 points each)


E Major



E^b Major



d natural minor



c harmonic minor




e melodic minor



8. IDENTIFY the following triads as Major or minor, and write the INVERSIONS:

(6 points)

Example:



minor 1st Inversion 2nd Inversion



_____ 1st Inversion 2nd Inversion _____ 1st Inversion 2nd Inversion

9. Write the enharmonic equivalents for the following notes:

(4 points)

Example:



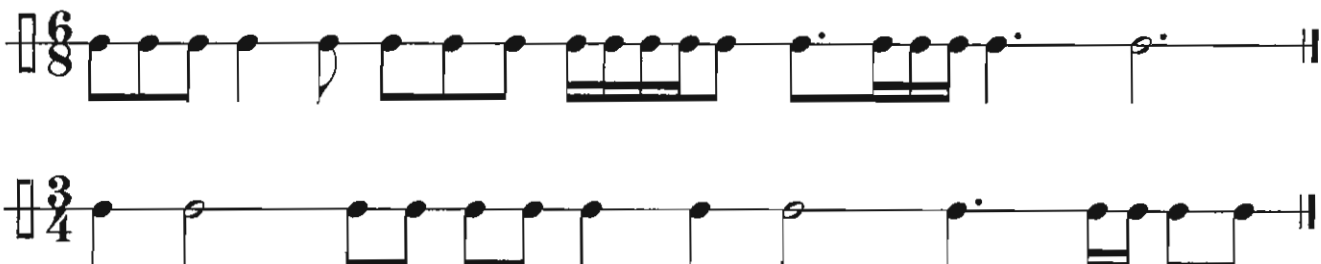
10. Fill in the missing composers for each music period:

(8 points)

Baroque	<u>J. S. Bach</u>	_____	_____
Classical	_____	<u>Mozart</u>	_____
Romantic	_____	_____	<u>Paganini</u>
Contemporary	_____	<u>Kreisler</u>	_____

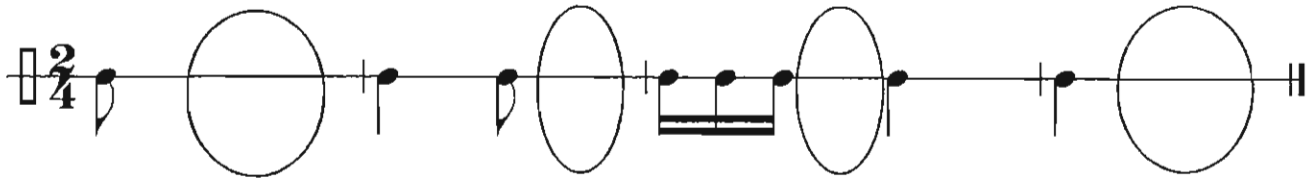
11. Draw bar lines:

(6 points)



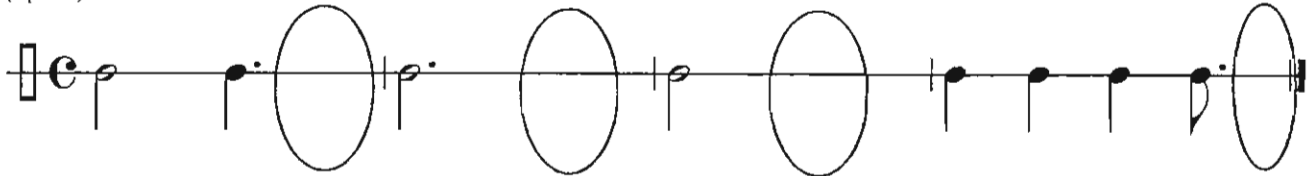
12. Write ONE NOTE to complete each measure:

(4 points)



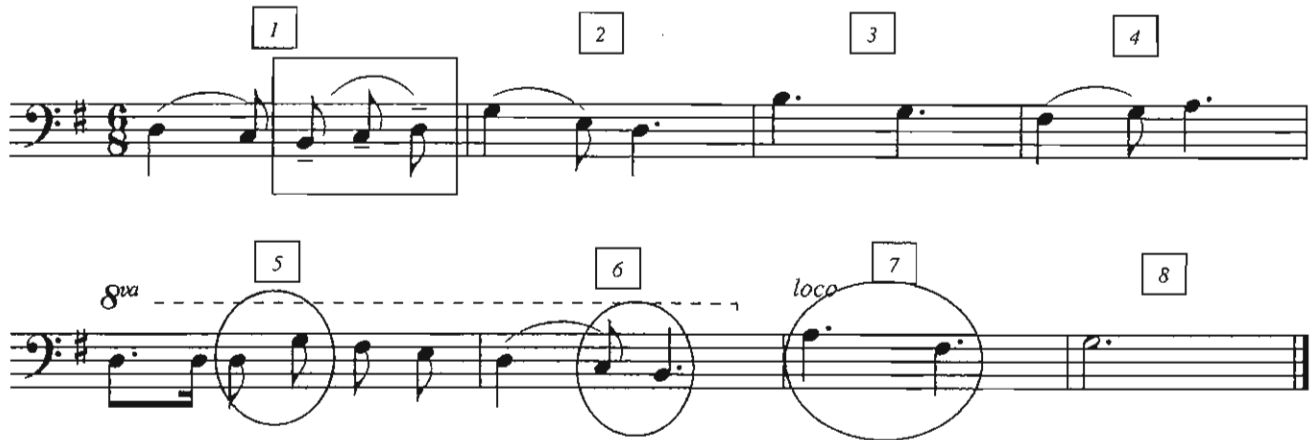
13. Write ONE REST to complete each measure:

(4 points)



14. Answer the following questions about the musical example below:

(6 points)



1. What is the bow stroke in the first measure box called?

_____ staccato _____ portato _____ colle

2. What is the key? _____ Major

3. What does *8va* in measure 5 mean?

4. Name the circled intervals:

measure 5: _____ measure 6: _____ measure 7: _____

14. Matching. (**NOT** all answers will be used)

(12 points)

<u>Term</u>	_____	<u>Definition</u>
attacca	<u> i </u>	a. in a like manner, the same way
collé	_____	b. return to the written pitch after 8va
harmonic	_____	c. not as slow as Andante
Lento	_____	d. press, then lift the bow
L'istesso tempo	_____	e. very slow, but not as slow as Largo
loco	_____	f. several notes are separated slightly within a slur
pesante	_____	g. same tempo as previously
portato	_____	h. flute-like tone produced by touching the string lightly
simile	_____	i. next section follows without break
Andantino	_____	k. majestic
enharmonics	_____	l. heavy
Largo	_____	m. play an octave higher than written
maestoso	_____	n. extremey slow, stately, broadly
		o. notes that sound the same but are written differently

Ear Training

Listen to each question and its musical example, and mark your answer.
Each example will be played 2 times.

(14 points)

1. Recognition of Major and minor scale patterns

Example 1 _____ Major _____ harmonic minor _____ melodic minor

Example 2 _____ Major _____ harmonic minor _____ melodic minor

Example 3 _____ Major _____ harmonic minor _____ melodic minor

2. Recognition of intervals

Example 1 _____ m3 _____ P8 _____ P4

Example 2 _____ P4 _____ M2 _____ M6

Example 3 _____ P5 _____ m6 _____ M3

3. Recognition of Major and minor triads

Example 1 _____ Major _____ minor

Example 2 _____ Major _____ minor

Example 3 _____ Major _____ minor

4. Intonation: Is the second note higher (sharp) or lower (flat) than the first note?

Example 1: second note _____ higher _____ lower

Example 2: second note _____ higher _____ lower

Example 3: second note _____ higher _____ lower

5. Which articulation do you hear?



6. What is the tempo of this example?

_____ Largo _____ Andantino