

Student's Name _____

Teacher # _____ Branch _____

STRINGS

CELLO 7

Perfect Score: 127

Number Incorrect: _____

Final Score: _____

Circle

Passing 89 Yes No

Convention Eligibility 102 Yes No

CERTIFICATE OF MERIT™

Musical Knowledge Examination

2009



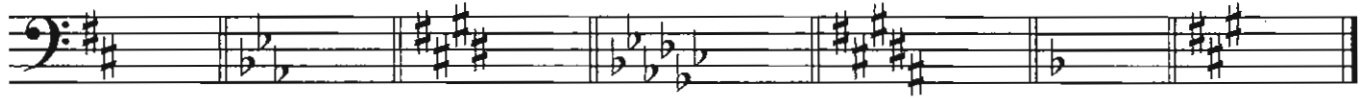
CELLO LEVEL SEVEN

Ear Training – Year 2

Copyright © 2009 Music Teachers' Association of California

1. Name the major keys for the following key signatures. The first one is given.


(6 points)



D Major ____ Major ____ Major ____ Major ____ Major ____ Major ____ Major

2. Name the minor keys for the following key signatures. The first one is given.

(6 points)

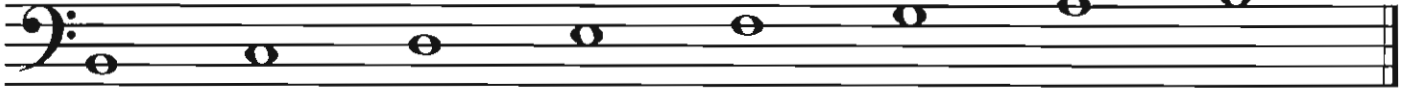


G minor ____ minor ____ minor ____ minor ____ minor ____ minor ____ minor

3. Complete the following scales by adding the necessary sharps or flats.

(10 points total, 2 points each)

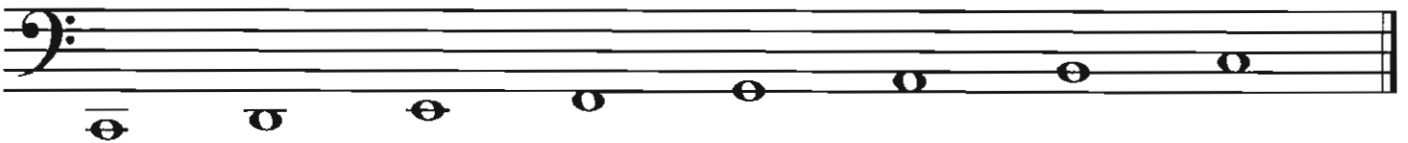
B Major



D^b Major



c natural minor



b harmonic minor




d melodic minor



4. Write the Tonic (I), Subdominant (IV), and Dominant (V) arpeggios for each key in root position:

(12 points)

Example: 

C Major: I IV V




D Major: I IV V E^b Major: I IV V



e minor: i iv V g minor: i iv V

5. Write the letter names for the following notes:

(5 points)




6. Name the following INTERVALS. The first one is done for you:

(7 points)



7. Write the NOTE to complete the following intervals. The first one is done for you:


(6 points)



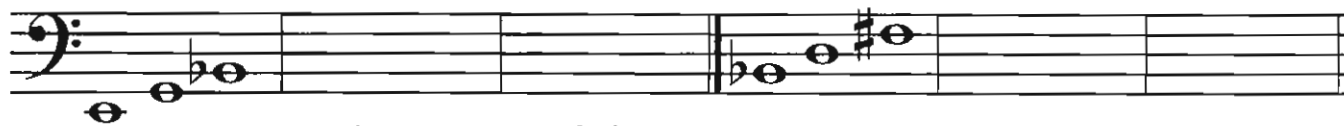
m2 above P8 below P5 above M7 above m6 below M3 below A4 above

8. Name the QUALITY (Major, minor, Augmented, or diminished) of the following triads and write the INVERSIONS:

(6 points)

Example: 

minor 1st Inversion 2nd Inversion



_____ 1st Inversion 2nd Inversion _____ 1st Inversion 2nd Inversion

9. Write the enharmonic equivalents for the following notes:

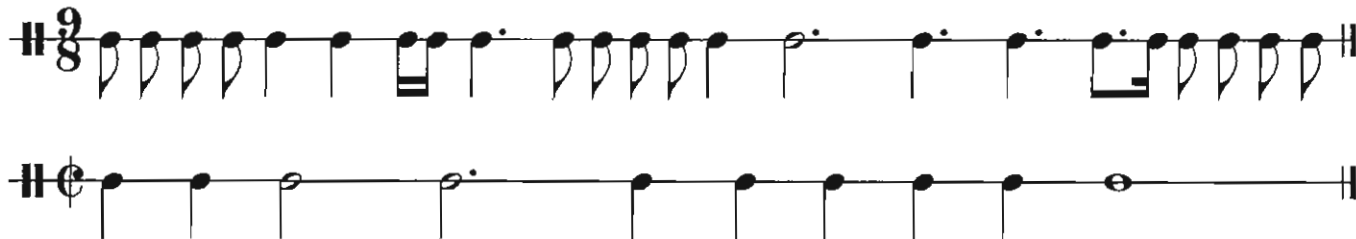
(4 points)

Example:



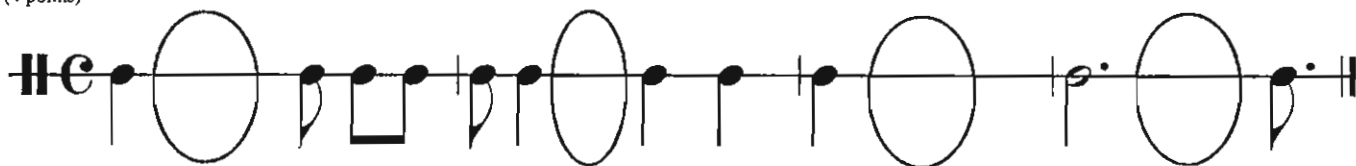
10. Draw bar lines:

(6 points)



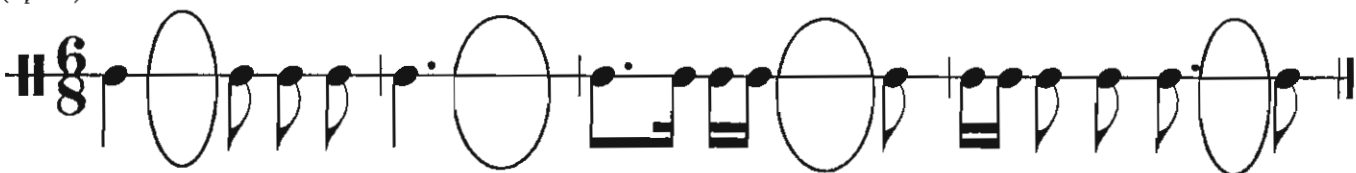
11. Write ONE NOTE to complete each measure:

(4 points)



12. Write ONE REST to complete each measure:

(4 points)



13. Fill in the missing composers for each music period:

(8 points)

Baroque	<u>J. S. Bach</u>	_____	_____
Classical	_____	<u>Mozart</u>	_____
Romantic	_____	_____	<u>Paganini</u>
Contemporary	_____	<u>Kreisler</u>	_____

14. What are the four sections of a symphony orchestra?

(2 points)

_____, winds, _____, and percussion.

15. Name the famous concert performers for each of these instruments. You may choose from the list below:

(8 points)

Joshua Bell, Sarah Chang, Yo-Yo Ma, Ronald Leonard, Karen Dreyfus,

Pinchas Zukerman, Gil Shaham, Itzhak Perlman, Lynn Harrell,

Michael Tree, Bernard Greenhouse, Joseph De Pasquale, Donald McGinnis

Violin: _____, _____

Viola: _____, _____

Cello: _____, _____

_____, _____

16. Matching. (NOT all answers will be used)

(14 points)

<u>Term</u>	<u>Definition</u>
tutti <u> i </u>	a. very
sul tasto <u> </u>	b. but not too much
sul Ponticello <u> </u>	c. gradually decreasing in volume, dying away
stringendo <u> </u>	d. one player to a part (soloist's entry in orchestra)
sautillé <u> </u>	e. getting broader, slower
rubato <u> </u>	f. bow lightly over the fingerboard
punta d'arco <u> </u>	g. flexible tempo; rhythmically free
morendo <u> </u>	h. flute-like tone produced by touching the string lightly
martelé <u> </u>	i. all (complete section plays in orchestra)
ma non troppo <u> </u>	j. bow near the bridge
flautando <u> </u>	k. bouncing bow, rapid spiccato, very close to the string
con brio <u> </u>	l. gradually diminishing in volume and tempo
calando <u> </u>	m. at the tip of the bow
assai <u> </u>	n. with vigor, energetic
allargando <u> </u>	o. accelerating the tempo, gradually getting faster
	p. very strongly accented, sharp attack with clean stop

17. Answer the following questions about the musical example below:

(5 points)

1. What is the name of the ornament used in measure 1? (Check the answer)

turn portato mordent

2. How should this ornament in measure 1 be played?

A.

B.

C.

3. What is the name of the ornament used in measure 7?

turn portato mordent

4. How should this ornament in measure 7 be played?

A.

B.

C.

5. What is the key of the music above? _____ Major

Ear Training

Listen to each question and its musical example, and mark your answer.

Each example will be played 2 times.

(14 points)

1. Recognition of Major and minor scale patterns

Example 1 _____ Major _____ harmonic minor _____ melodic minor

Example 2 _____ Major _____ harmonic minor _____ melodic minor

Example 3 _____ Major _____ harmonic minor _____ melodic minor

2. Recognition of intervals

Example 1 _____ P4 _____ P5 _____ m6 _____ M7

Example 2 _____ P5 _____ M6 _____ m7 _____ P8

Example 3 _____ M2 _____ m3 _____ m6 _____ M7

3. Recognition of Major and minor triads

Example 1 _____ Major _____ minor

Example 2 _____ Major _____ minor

Example 3 _____ Major _____ minor


4. Intonation: Is the second note higher (sharp), lower (flat), or the same as the first note?

Example 1: second note _____ higher _____ lower _____ same

Example 2: second note _____ higher _____ lower _____ same

Example 3: second note _____ higher _____ lower _____ same

5. Which articulation do you hear?



6. What is the tempo of this example?

_____ Lento _____ Allegro